

1

Good Morning, Class!

Vocabulary


I will learn to name classroom objects.



Listen, look, and say.



1 yellow desk



2 green book



3 red marker



4 blue chair



5 crayon



6 eraser



7 pen



8 pencil



9 ruler



10 backpack

2 Play the memory game.

Song

I will learn to ask and answer questions about classroom objects.



Listen and sing. Then look at 1 and find.

The Classroom Song

Good morning, class.
Good morning to you!
How are you?
I'm fine, thank you.

What is it? It's an eraser.
What is it? It's a ruler.
What is it? It's a pencil.
What is it? It's a crayon.


Now pick up your pen
And open your book.
Say the words
And write with me.
Let's start now. 1, 2, 3!

Chorus



Listen and number.


a




b



c



d



5 Look at 4. Ask and answer.



What is it?

It's a chair.



What do you take to class?

I will read a story about classroom objects.

17
6

Listen and read. What color is the marker?

Classroom Colors

Look, Tim. What is it?

It's a pen.

1

Look! What are they?

They're pencils.

Yes, they're yellow pencils.

2

And what is it?

It's a marker.
A red marker.

Yes! Good, Tim.

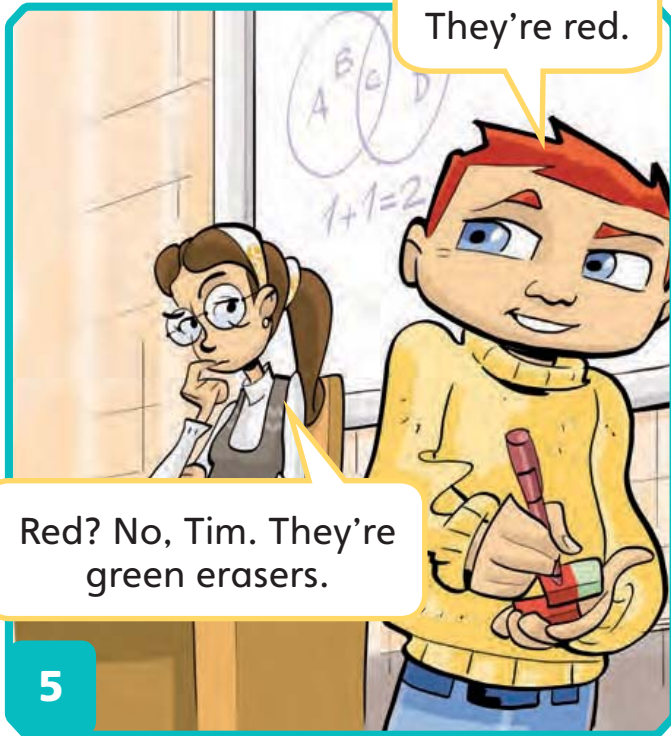
3

And what
are they?

They're erasers.

And what color
are they?

4



7 Look at the story. Then circle.



**THINK
BIG**

What happens next? Draw and say.



Language in Action

I will listen to a dialog about classroom objects.

19
8

Listen and read. Then say.

Linda: Hi! What's your name?

Bobby: My name is Bobby.

Linda: What is it?

Bobby: It's a yellow pencil.




9

Look at 8. Role-play with a partner.


20
10

Listen and circle.

1




2



3



4



Grammar

I will learn to use *What is it/are they? It's/They're...*

| | |
|----------------|------------------|
| What is it? | It's a ruler. |
| What are they? | They're crayons. |


It is = It's

They are = They're




Listen and stick.


1




2



3



4



12

Work with a partner. Look at 11. Ask and answer.



What is it?

What are they?

It's...

They're...



I will learn to count to ten.

²⁴
13 Listen and trace. Point and say.

1

one

2

two

3

three

4

four

5

five

6

six

7

seven

8

eight

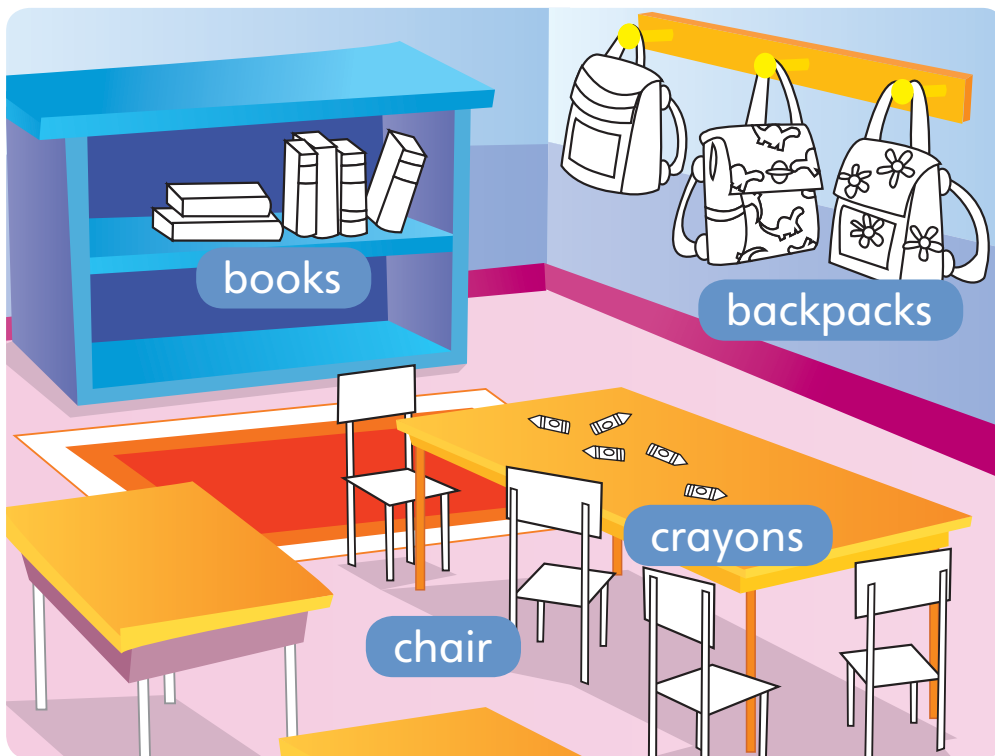
9

nine

10

ten

²⁵
14 Listen. Count and color.



**THINK
BIG**

Look around. What numbers do you see in your class?

I will learn about classrooms around the world.

²⁶ **15** Look, listen, and repeat.



1 Kenya


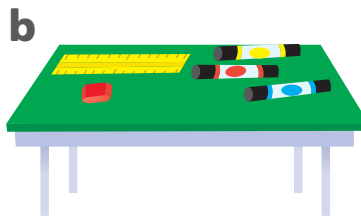


2 The United States of America



3 China

²⁷ **16** Listen. Match the desk with the person above.



17 What do you have on your desk? Draw and say.



It's a... . They're... .



What can you find in classrooms everywhere?

I will learn to use the sounds a, t, p, n.

²⁸
18 Listen and point. Then say.

a b c d e f g h i
j k l m n o p q r
s t u v w x y z

²⁹
19 Listen, look, and repeat.

1 a

2 t

3 p

4 n

³⁰
20 Listen and find. Then say.



pan



ant



nap



tap

³¹
21 Listen and blend the sounds.

1 a-n an

2 p-a-t pat

3 t-a-n tan

4 a-t at

³²
22 Underline a, t, p, and n. Then listen and chant.

Pat the ant
Has a tan.
Pat the ant
Takes a nap.



I will learn to use polite words.

34
23

Listen and find the picture. Then listen and repeat.



24 Look at 23. Role-play with a partner.


THINK
BIG

How can you be polite in class?



Project

25 Make a **Be Polite** poster.



³⁵ 26 Listen. Look and match.


1 It's an eraser.

2 It's a book.


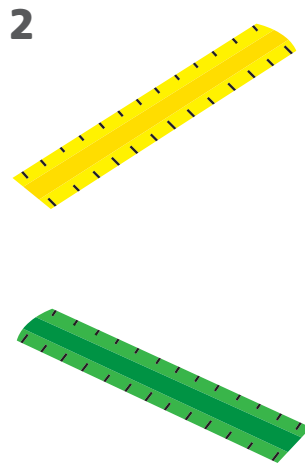

3 It's a desk.

4 It's a crayon.

5 It's a chair.



³⁶ 27 Listen and circle.



I Can

- use words for objects in the classroom.



37
28

Look and find the differences. Then listen and check.



Picture A



Picture B

38
29

Listen and play a game.

I Can

- talk about classroom objects.

