


Welcome to Class!

1 Listen, look, and say.



Welcome to Class!

2 Listen. Ask and answer.



Hello! What's your name?

I'm Sam. Goodbye!

I'm Anna. What's your name?

Goodbye, Sam!



3 Listen and draw lines.




I'm Maria. What's your name?

Hello, Jane.

I'm Patrick.

Hello, Maria. I'm Tim.



And what's your name?

I'm Jane.




4 Draw and say.



Hello. I'm...
What's your name?

Welcome to Class!

⁷ 5 Listen and point.



6 Look at 5 and role-play with your teacher.

7 Read and match.

- | | |
|--------------------------|----------------------|
| 1 How are you? | a I'm Patrick. |
| 2 What's your name? | b Hello, Mrs. Smith. |
| 3 Hello, I'm Mrs. Smith. | c I'm fine, thanks. |



Listen and chant.

Listen to the Teacher!

Stand up!
Stand up!
Raise your hand
And turn around!
Point to the window!
Point to the door!
Clap your hands
And sit down!




Listen, look, and say.



1 Stand up.



2 Clap your hands.



3 Raise your hand.



4 Sit down.



Play the game.

Turn around!

Simon says, "Turn around!"



1

Good Morning, Class!

Vocabulary


I will learn to name classroom objects.



Listen, look, and say.



1 yellow desk



2 green book



3 red marker



4 blue chair



5 crayon



6 eraser



7 pen



8 pencil



9 ruler



10 backpack

2 Play the memory game.

Song

I will learn to ask and answer questions about classroom objects.



Listen and sing. Then look at 1 and find.

The Classroom Song

Good morning, class.
Good morning to you!
How are you?
I'm fine, thank you.

What is it? It's an eraser.
What is it? It's a ruler.
What is it? It's a pencil.
What is it? It's a crayon.


Now pick up your pen
And open your book.
Say the words
And write with me.
Let's start now. 1, 2, 3!

Chorus



Listen and number.


a




b



c



d



5 Look at 4. Ask and answer.



What is it?

It's a chair.



THINK
BIG

What do you take to class?

I will read a story about classroom objects.

17
6

Listen and read. What color is the marker?

Classroom Colors

Look, Tim. What is it?

It's a pen.

1

Look! What are they?

They're pencils.

Yes, they're yellow pencils.

2

And what is it?

It's a marker.
A red marker.

Yes! Good, Tim.


3

And what
are they?

They're erasers.

And what color
are they?

4



7 Look at the story. Then circle.



**THINK
BIG**

What happens next? Draw and say.



Language in Action

I will listen to a dialog about classroom objects.

¹⁹
8

Listen and read. Then say.

Linda: Hi! What's your name?

Bobby: My name is Bobby.

Linda: What is it?

Bobby: It's a yellow pencil.




9

Look at 8. Role-play with a partner.


²⁰
10

Listen and circle.

1




2



3



4



Grammar

I will learn to use *What is it/are they? It's/They're...*





What is it? It's a ruler.

What are they? They're crayons.

It is = It's
They are = They're



Listen and stick.



Work with a partner. Look at 11. Ask and answer.



What is it?

What are they?

It's...

They're...



I will learn to count to ten.

²⁴
13 Listen and trace. Point and say.

1

one

2

two

3

three

4

four

5

five

6

six

7

seven

8

eight

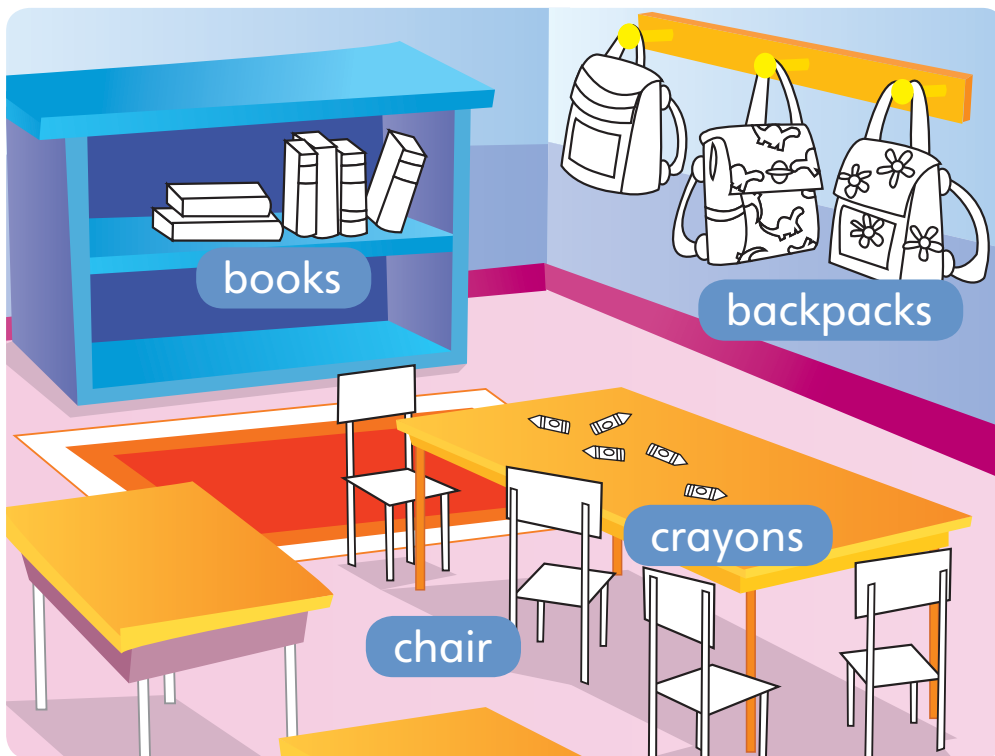
9

nine

10

ten

²⁵
14 Listen. Count and color.



**THINK
BIG**

Look around. What numbers do you see in your class?

I will learn about classrooms around the world.

²⁶ **15** Look, listen, and repeat.



1 Kenya


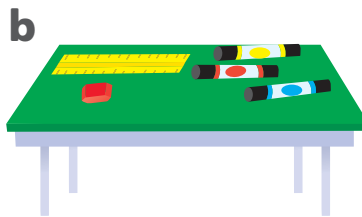


2 The United States of America



3 China

²⁷ **16** Listen. Match the desk with the person above.



17 What do you have on your desk? Draw and say.



It's a... . They're... .



What can you find in classrooms everywhere?

I will learn to use the sounds a, t, p, n.

²⁸
18 Listen and point. Then say.

a b c d e f g h i
j k l m n o p q r
s t u v w x y z

²⁹
19 Listen, look, and repeat.

1 a

2 t

3 p

4 n

³⁰
20 Listen and find. Then say.



pan



ant



nap



tap

³¹
21 Listen and blend the sounds.

1 a-n an

2 p-a-t pat

3 t-a-n tan

4 a-t at

³²
22 Underline a, t, p, and n. Then listen and chant.

Pat the ant
Has a tan.
Pat the ant
Takes a nap.



I will learn to use polite words.

34
23

Listen and find the picture. Then listen and repeat.



24 Look at 23. Role-play with a partner.

THINK
BIG

How can you be polite in class?



Project

25 Make a **Be Polite** poster.



35
26

Listen. Look and match.


1 It's an eraser.

2 It's a book.

3 It's a desk.


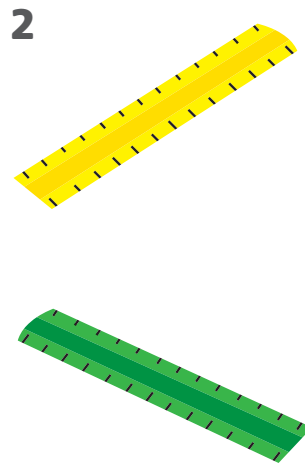

4 It's a crayon.

5 It's a chair.



36
27

Listen and circle.



I Can

- use words for objects in the classroom.



37
28

Look and find the differences. Then listen and check.



Picture A



Picture B

38
29

Listen and play a game.

I Can

- talk about classroom objects.

